

# SPAN TOWER 1500

**1.5X1.8X4.0**

2 RUNG  
GUARDRAIL FRAME

GLASS-FILLED  
TEMPERED  
NYLON HOOKS

PLATFORM  
(FIXED & TRAPDOOR  
DECKS)

END / SIDE  
TOEBOARDS  
OPTIONAL

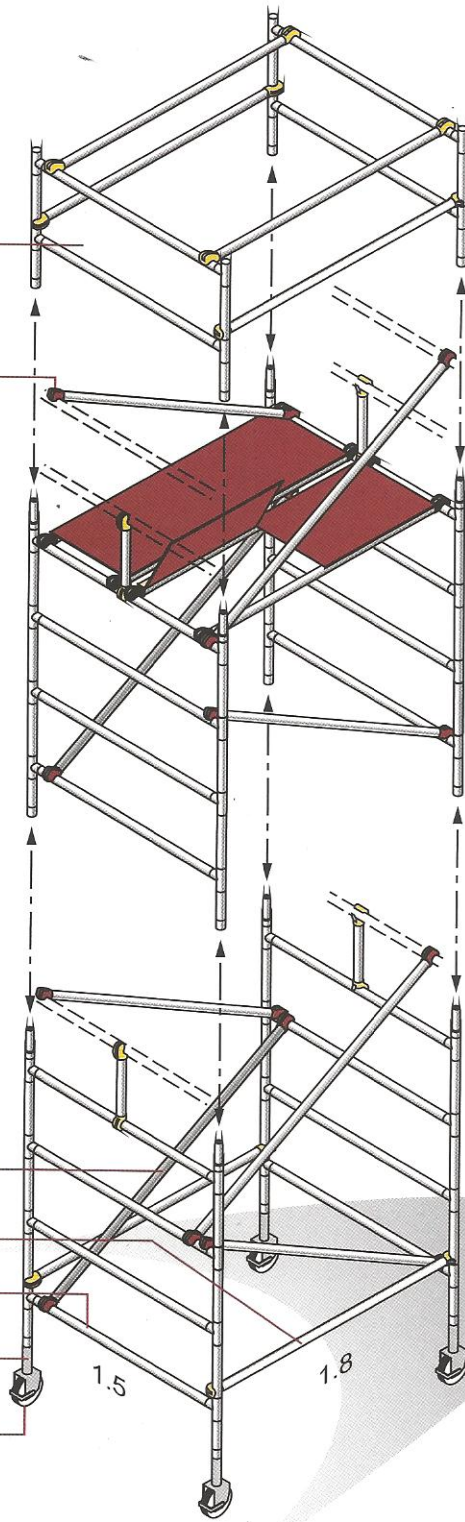
DIAGONAL BRACE

HORIZONTAL BRACE

SPAN FRAME

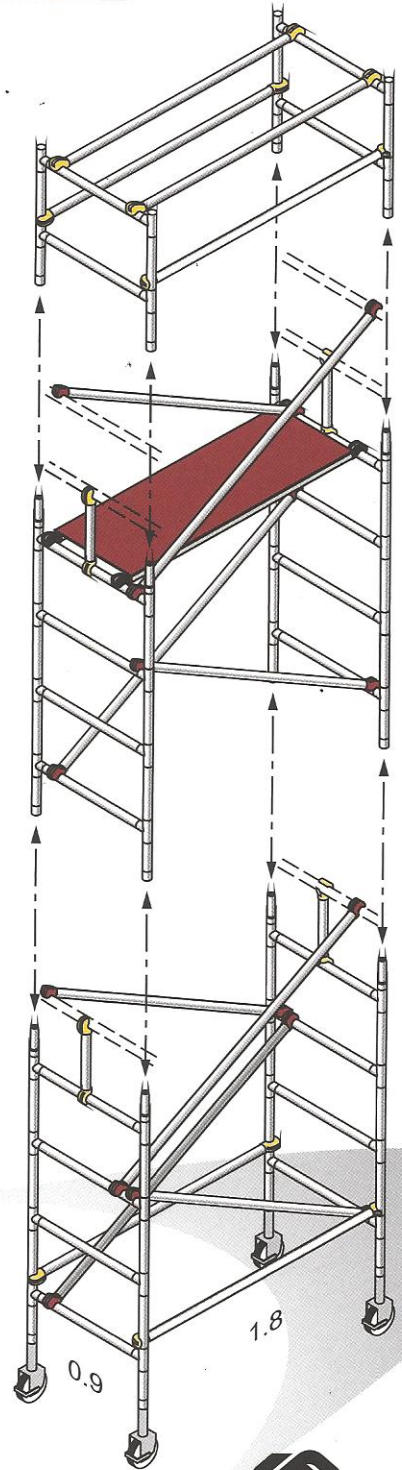
ADJUSTABLE LEG

CASTOR  
WITH WHEEL LOCK



# SPAN TOWER 900

**0.9X1.8X4.0**




SABS conducted weight tests to determine compliance with BS 1139 Part 3/1994 Edition - Report Ref. No.:5546/0005/00

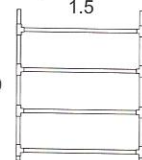


### Frames

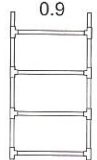
Stairwell tower  
1.5



Span tower  
1.5



0.9




### Stepladder



All  
measurements  
are in metres

1.0



0.45



2.5